

2021 FALL FAST FACTS*

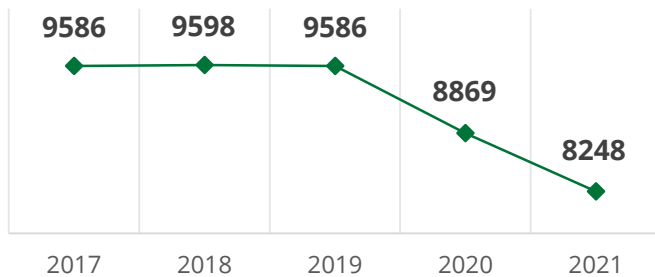
EVERGREEN VALLEY COLLEGE | WWW.EVC.EDU

(*AT CENSUS)

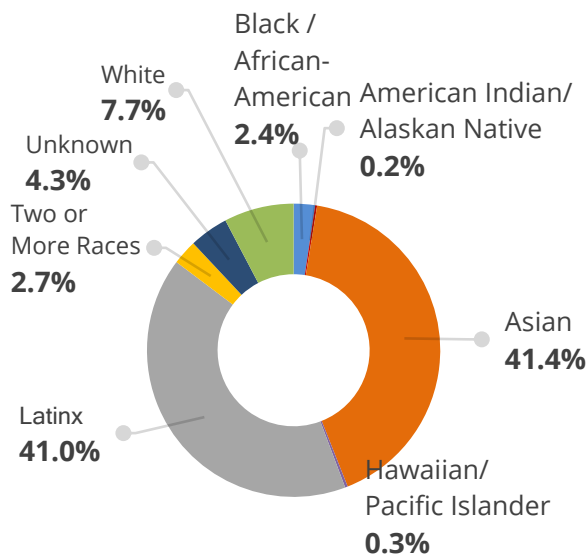
STUDENT ENROLLMENT

Headcount	8,248
Full-Time Equivalent	2,343

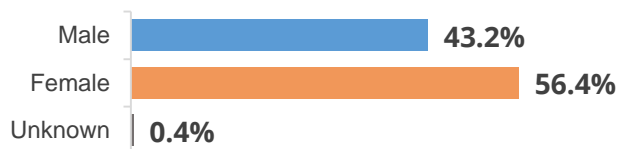
FIVE-YEAR TREND (HEADCOUNT)



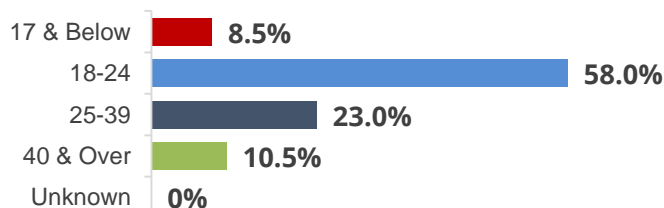
STUDENT ETHNICITY



STUDENT GENDER



STUDENT AGE



NUMBER OF SECTIONS OFFERED

Credit	791
Non-Credit	13

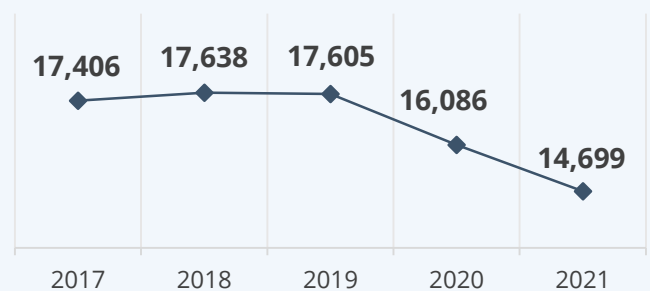
STUDENT CREDIT LOAD

Full-Time	34.7%
Part-Time	65.3%

DISTRICT FALL ENROLLMENT

Headcount (unduplicated)	18,528
Full-Time Equivalent	5,443

DISTRICT FIVE-YEAR TREND (HEADCOUNT)



DISTRICT ENROLLMENT BY RESIDENCE

Cities with over 100 Students

City	Headcount	Percentage
San José	13,222	82.23%
Milpitas	381	2.39%
Morgan Hill	284	1.77%
Santa Clara	273	1.7%
Gilroy	210	1.31%
Campbell	183	1.14%
Sunnyvale	123	0.76%
Fremont	107	0.7%
Other	1,290	8.0%

DISTRICT (2020-21) ANNUAL ENROLLMENT

Headcount (unduplicated)	23,510
Full-Time Equivalent	10,352