

12,889 UNDUPLICATED HEADCOUNT

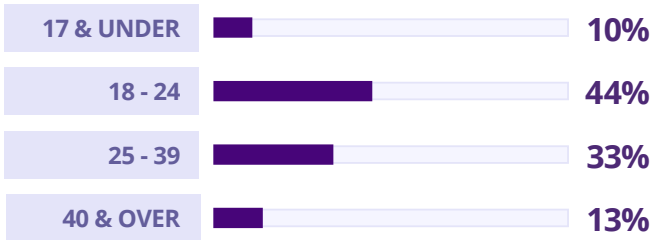
STUDENT SNAPSHOT

1,289 HIGH SCHOOL STUDENTS

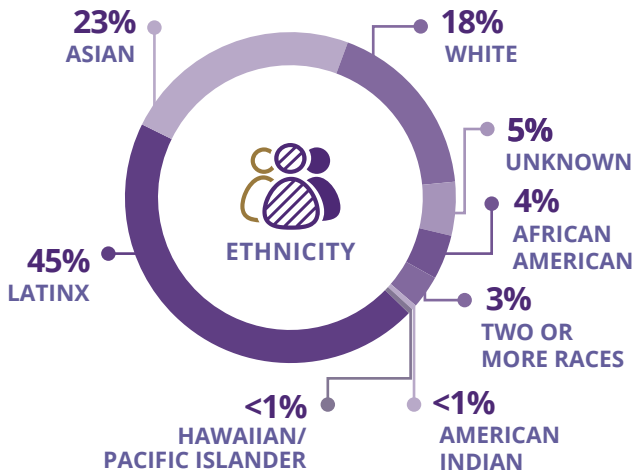
133 VETERANS

28.68 AVERAGE AGE

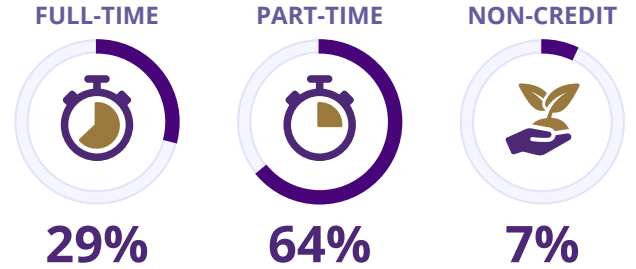
880 LGBTQ



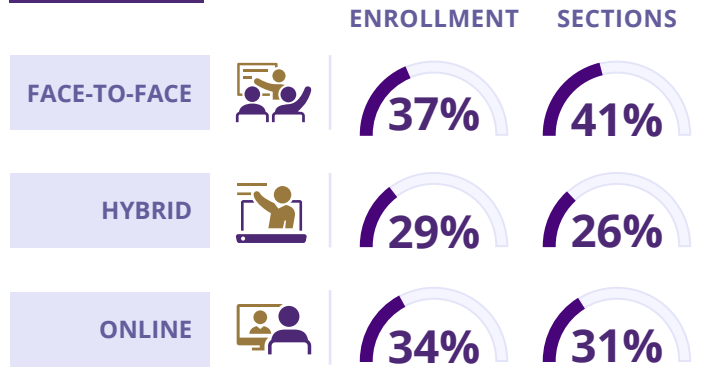
46% MALE
52% FEMALE
3% OTHER



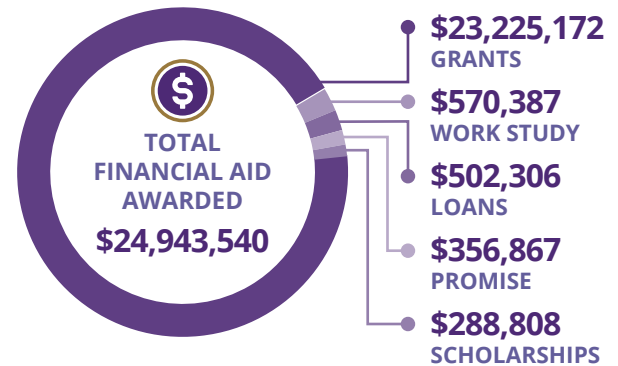
ENROLLMENT



MODALITY



FINANCIAL AID



AWARDS (2023-24)

675 CERTIFICATES OF ACHIEVEMENT
444 DEGREES (AA/AS)
307 ASSOCIATE DEGREE FOR TRANSFER

TRANSFER (2023-24)

89 IN-STATE PRIVATE

133 OUT-OF-STATE

196 UNIVERSITY OF CALIFORNIA

744 CSU



13,227 UNDUPLICATED HEADCOUNT

STUDENT SNAPSHOT



1,181
HIGH SCHOOL STUDENTS



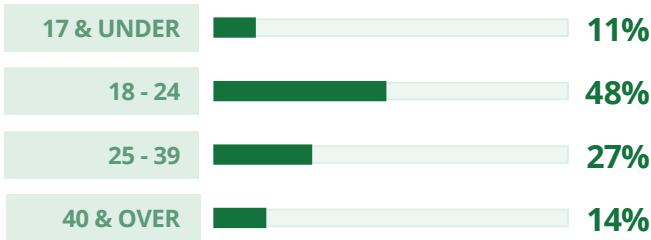
140
VETERANS



28.34
AVERAGE AGE



712
LGBTQ



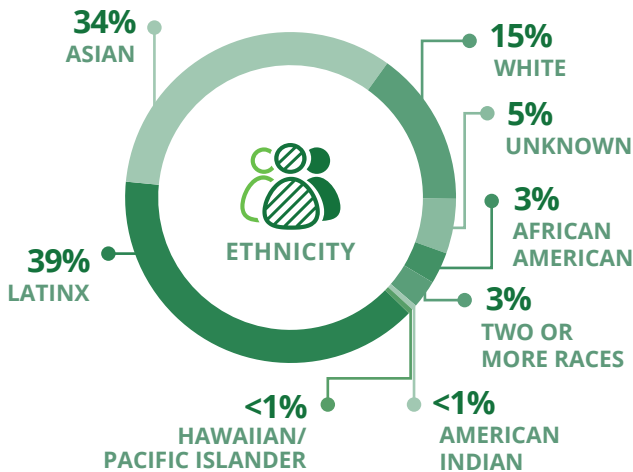
47%
MALE



51%
FEMALE



3%
OTHER



ENROLLMENT

FULL-TIME



31%

PART-TIME



65%

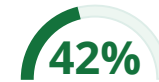
NON-CREDIT



4%

MODALITY

FACE-TO-FACE



42%



45%

HYBRID



12%



15%

ONLINE

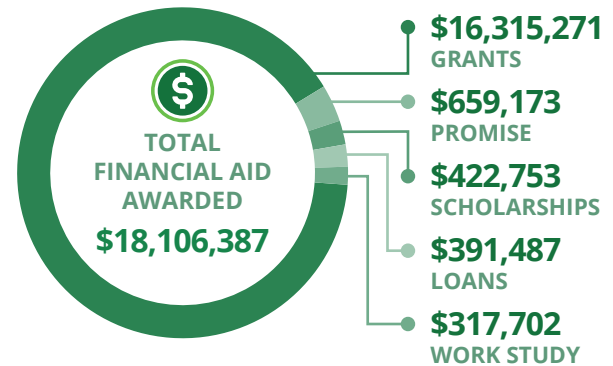


46%



39%

FINANCIAL AID



AWARDS (2023-24)

CERTIFICATES OF ACHIEVEMENT



463

DEGREES (AA/AS)



239

ASSOCIATE DEGREE FOR TRANSFER



579

TRANSFER (2023-24)



101
IN-STATE PRIVATE



179
OUT-OF-STATE

UNIVERSITY OF CALIFORNIA

367

CSU

1,056



22,442 UNDUPLICATED HEADCOUNT

STUDENT SNAPSHOT



2,391
HIGH SCHOOL STUDENTS



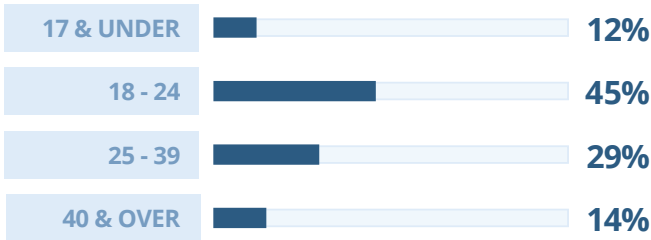
292
VETERANS



28.56
AVERAGE AGE



1,341
LGBTQ



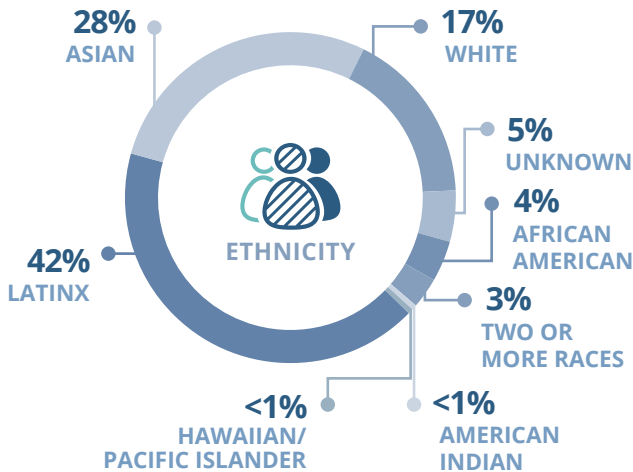
47%
MALE



51%
FEMALE



3%
OTHER



ENROLLMENT

FULL-TIME



27%

PART-TIME



67%

NON-CREDIT



6%

MODALITY

FACE-TO-FACE



40%



44%

HYBRID



21%



20%

ONLINE

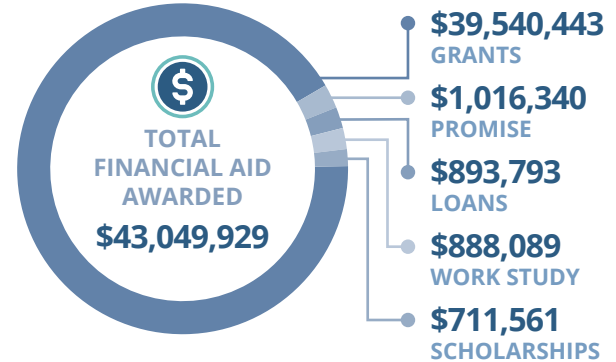


39%



36%

FINANCIAL AID



AWARDS (2023-24)

CERTIFICATES OF ACHIEVEMENT



1,137

DEGREES (AA/AS)



683

ASSOCIATE DEGREE FOR TRANSFER



885

TRANSFER (2023-24)



150
IN-STATE PRIVATE



245
OUT-OF-STATE

UNIVERSITY OF CALIFORNIA

455

CSU

1,359